

5 Little Animals Out In The Snow

(tune of 5 Little Pumpkins)

5 little animals out in the snow
(wiggle 5 fingers)

The 1st one said, "Oh! Hear the wind
blow!" (1 finger up, blow like the wind)

The 2nd one said, "There are
snowflakes in the air!"
(2 fingers, flick fingers like snow)

The 3rd one said, "But we don't
care!" (3 fingers, wave hand back & forth)

The 4th one said, "Let's run & run &
run!" (4 fingers, move fingers like running)

The 5th one said, "Oh no! I'm done!"
(5 fingers, shake head no)

Oooh! went the wind & out went
the lights (blow like the wind, swipe hands out)

And the 5 little animals snuggled up
tight! (curl 5 fingers into ball)



More Songs to Sing for "Dream Snow"

Old MacDonald



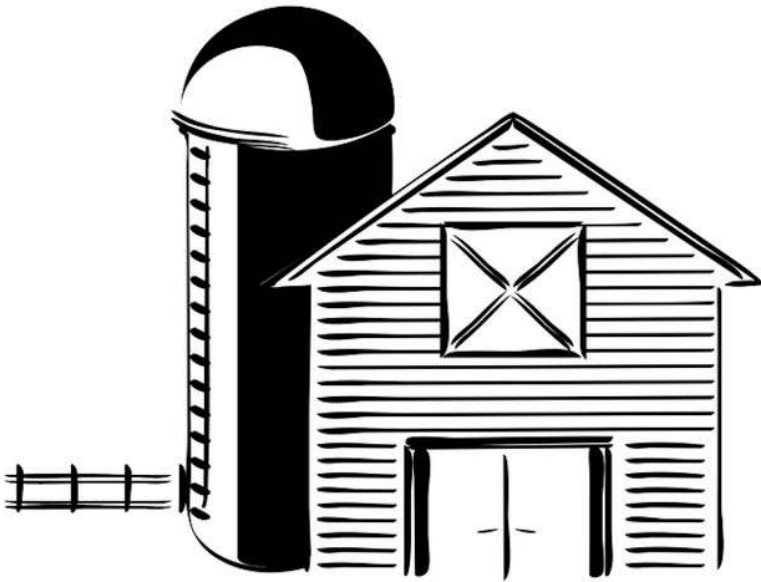


Farmer In The Dell




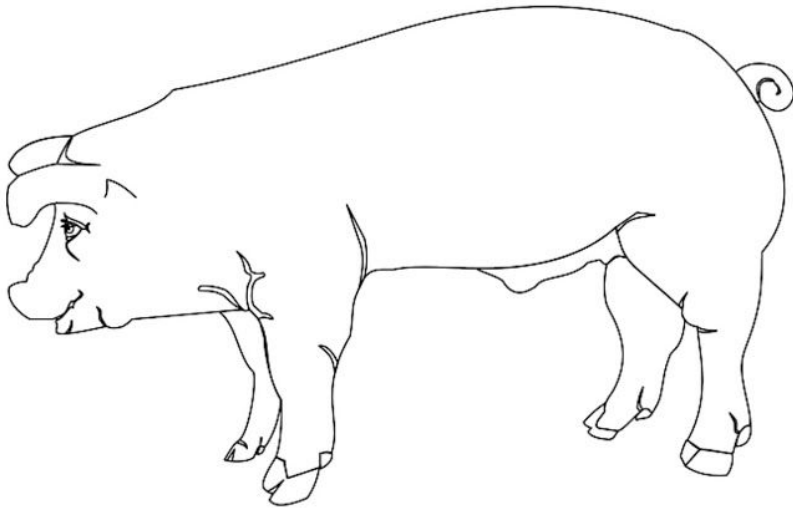
Let It Snow

Are You Sleeping?

Winter Wonderland







1

one

2

two

3

three

4

four

5

five

Craft & Writing Ideas for “Dream Snow”

● Make Your Own Dream Snow Page!

○ materials:

- construction paper
- markers or crayons
- paint (white is a must!)
- clear page protector
- scissors
- cotton balls
- Q-tips
- stapler
- glue stick

○ Let child pick either of the following to draw or paint:

- character from story
- child dreaming in snow

○ cut edges of page protector to form 2 separate clear covers

○ Place page protector over drawing

○ Use white paint on cotton ball to cover character

○ Use white paint on Q-tip to add snowflakes-let dry

○ Staple page protector to picture

○ Cut strip of construction and write _____’s Dream Snow

Tree:

● materials:

- construction paper-blue & brown (optional-more colors for gifts!)
- white chalk, paint, or colored pencil
- glue (sticks)
- scissors
- aluminum foil or silver pipe cleaners
- pom poms, tissue paper, dot-a-dot daubers, circle stickers

● Create snow on bottom quarter of vertical blue paper with chalk, paint, or colored pencil.

● Cut out tree from brown paper. Glue to blue paper.

● Use glue to decorate tree with materials of choice!

● **Optional: Create gifts for One, Two, Three, Four, & Five using any of the above materials and add to bottom of tree. Don’t forget their labels!

Drawing & Writing Fun!

● Have child select piece of construction paper.

● Draw shape of box (square or rectangle).

● Child chooses either character from “Dream Snow” or loved one to create a gift for.

● Child can list gift possibilities.

● Use descriptive words for gift.

● Write a sentence (or paragraph) or draw a picture to show gift.